

Features

- Single Turn / Cermet / Industrial / Sealed
- Available on tape and reel
- Available with a knob for finger adjust
- Available with extended shaft
- Available with cross-slot rotor
- Top and side adjust types (F, P, H, W, X most popular)
- RoHS compliant* version available
- For trimmer applications/processing guidelines,click here

3386 - 3/8 'Square Trimpot Trimming Potentiometer

Electrical Characteristics

Standard Resistance Range 10 ohms to 2 megohms
 (see standard resistance table)
 Resistance Tolerance $\pm 10\%$ std.
 (tighter tolerance available)
 Absolute Minimum Resistance 2 ohms max.
 Contact Resistance Variation 2% or 3 ohms max.
 (whichever is greater)
 Adjustability
 Voltage $\pm 0.05\%$
 Resistance $\pm 0.15\%$
 Resolution Infinite
 Insulation Resistance 500 vdc.
 1,000 megohms min.
 Dielectric Strength
 Sea Level 900 vac
 70,000 Feet 350 vac
 Adjustment Angle 280° nom.

Environmental Characteristics

Power Rating (300 volts max.)
 85 0.5 watt
 125 0 watt
 Temperature Range ... -55°C to $+125^\circ\text{C}$
 Temperature Coefficient ... ± 100 ppm/ $^\circ\text{C}$
 Seal Test 85°C Fluorinert
 Humidity MIL-STD-202 Method 103
 96 hours
 (2% Δ TR, 10 Megohms min.)
 Vibration 30 G (1% Δ TR; 1% Δ VR)
 Shock 100 G (1% Δ TR; 1% Δ VR)
 Load Life .. 1,000 hours 0.5 watt @ 70°C
 (3% Δ TR; 1% or 1 ohm, whichever is greater, CRV)
 Rotational Life 200 cycles
 (4% Δ TR; 1% or 1 ohm, whichever is greater, CRV)

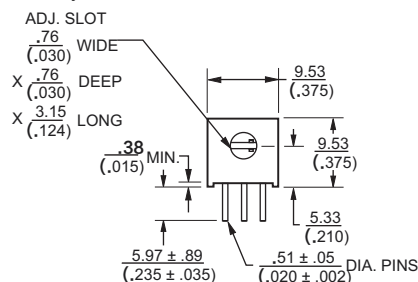
Physical Characteristics

Mechanical Angle 310° nom.
 Torque 5.0 oz-in. max.
 Stop Strength 15.0 oz-in. min.
 Terminals Solderable pins
 Weight 0.03 oz.
 Marking Manufacturers trademark, resistance code, wiring diagram, date code, manufacturers model number and style
 Flammability U.L. 94V-0
 Standard Packaging 50 pcs. per tube
 Wiper 50% (Actual TR) $\pm 10\%$
 Adjustment Tool H-90

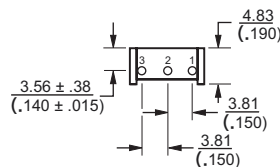
Product Dimensions

Common Dimensions

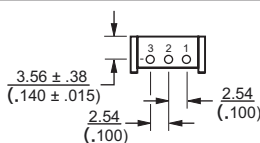
Side Adjust Models B,C,J,X



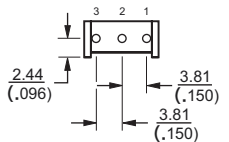
3386B



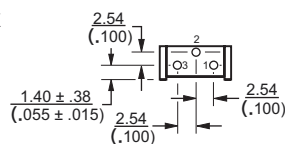
3386C



3386J

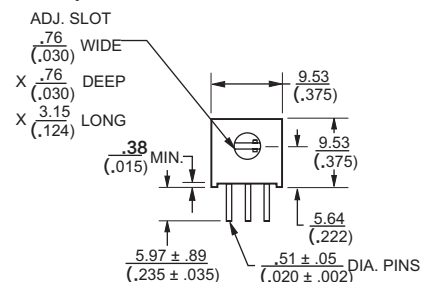


3386X

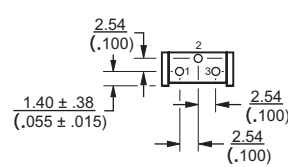


Common Dimensions

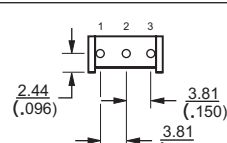
Side Adjust Models H,S,W



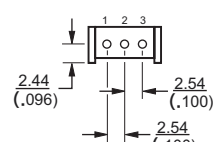
3386H



3386S



3386W



DIMENSIONS: $\frac{\text{MM}}{\text{(INCHES)}}$

TOLERANCES: $\frac{0.25}{(.010)}$ EXCEPT WHERE NOTED

Standard Resistance Table

Resistance (Ohms)	Resistance Code
10	100
20	200
50	500
100	101
200	201
500	501
1,000	102
2,000	202
5,000	502
10,000	103
20,000	203
25,000	253
50,000	503
100,000	104
200,000	204
250,000	254
500,000	504
1,000,000	105
2,000,000	205

Popular distribution resistance values listed in boldface. Special resistances available.

How To Order

3386 P - 1 - 103 T LF
 Model _____
 Style _____
 Standard or Modified _____
 Product Indicator _____
 -1 = Standard Product
 -EY5 = Extended Shaft
 Resistance Code _____
 Optional Suffix Letter _____
 T = Knob**
 Packaging Designator _____
 Blank = Tube (Standard)
 R = Tape & Reel (W and U Pin Styles Only)
 A = Ammo Pack (W and U Pin Styles Only)

Terminations
 LF = 100% Tin-plated (RoHS compliant)
 Blank = 90% Tin / 10% Lead-plated (Standard)

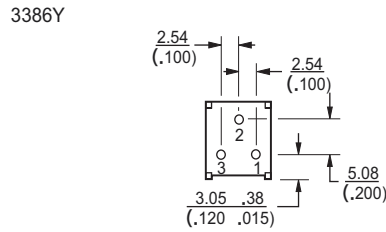
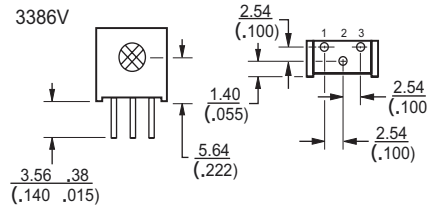
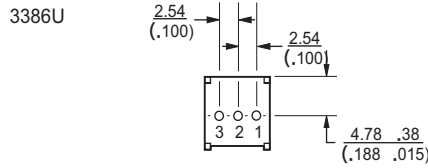
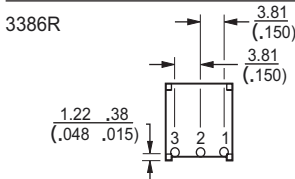
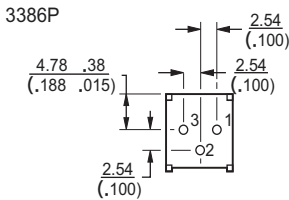
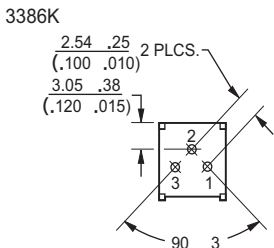
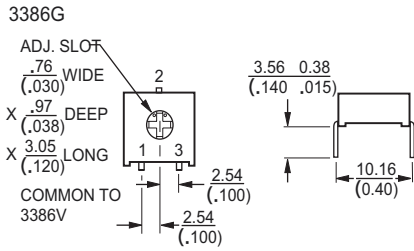
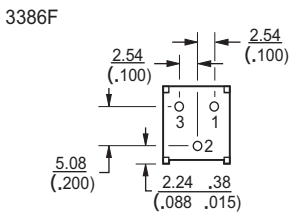
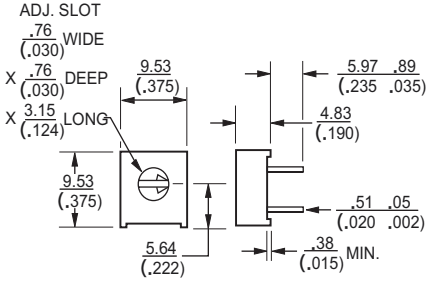
**Knob option is available only in standard tube packaging.
 Consult factory for other available options.

Specifications are subject to change without notice.
 Customers should verify actual device performance in their specific applications.

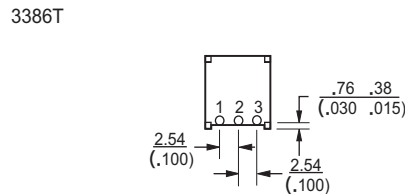
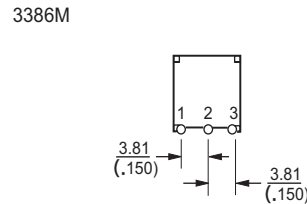
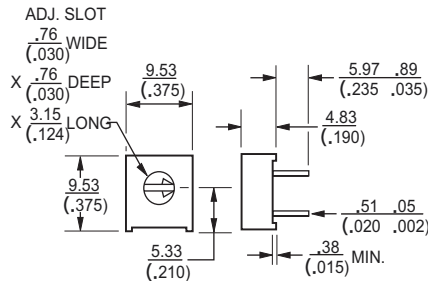
3386 - 3/8 'Square Trimpot Trimming Potentiometer

Product Dimensions

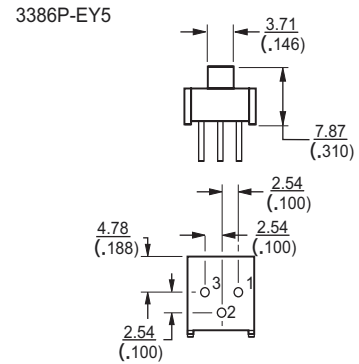
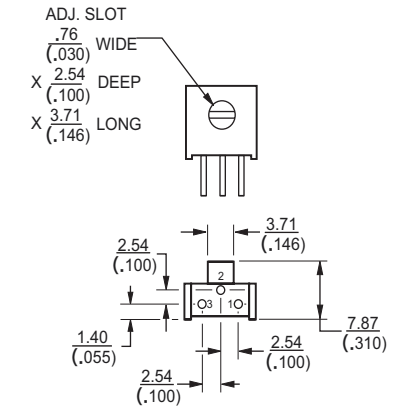
Common Dimensions
Top Adjust Models F,G,K,P,R,U,V,Y



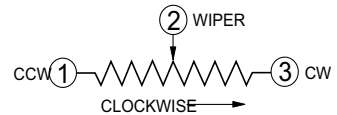
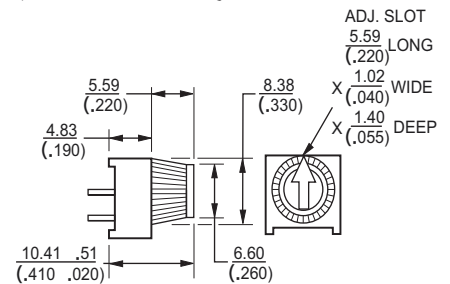
Common Dimensions
Top Adjust Models M,T



3386H-EY5
3386X-EY5 ?SHOWN



The Model 3386 is available with a knob for finger adjustment. Add suffix letter "T" to order code for F, P and X terminal styles.



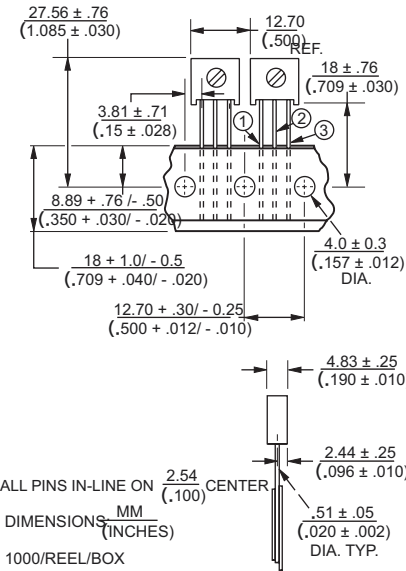
DIMENSIONS: MM (INCHES)
 TOLERANCES: $\frac{0.25}{(.010)}$ EXCEPT WHERE NOTED

Specifications are subject to change without notice. Customers should verify actual device performance in their specific applications.

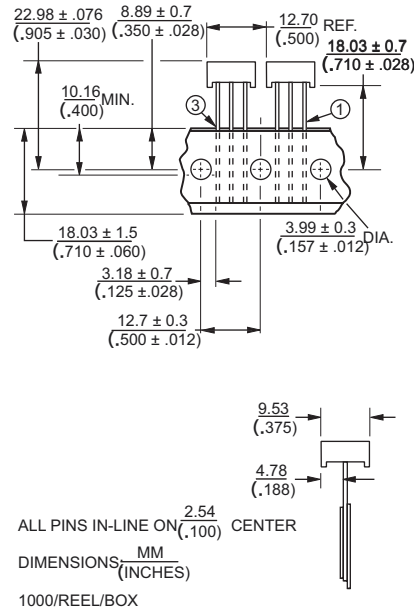
3386 - 3/8 'Square Trimpot Trimming Potentiometer

Packaging Specifications

SIDE ADJUST
3386W-1



TOP ADJUST
3386U-1



Meets EIA Specification 468.

DIMENSIONS: $\frac{\text{MM}}{\text{(INCHES)}}$

REV. 10/11

Specifications are subject to change without notice.
Customers should verify actual device performance in their specific applications.