


## ● Features

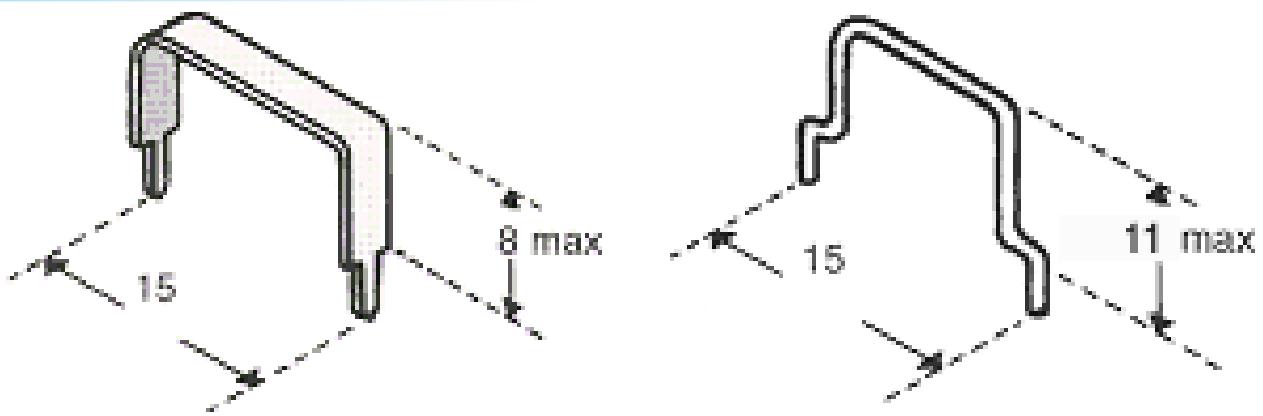
The KWX MLA metal low ohm resistors series are produced from a suitable alloy in form of a non-insulated band or wire. They require a minimum of space and of a minimum weight and have low induction. They can be used in commercial as well as in industrial equipment.



## ● Applications

In switching and linear power supplies, instruments, regulators and other modern current sensing circuits. The dissipation of the resistors allow measuring 100 mV over the resistor making the series cover the area from 0,63 A to 15 A. The KWX resistors are produced in EU making it possible to offer our customers a high de of flexibility. Customer specified versions are possible.

## ● Dimensions



Type	Resistance	Max Load(W)25°	Max Load (W)70°	I (A/100mV)	Max Impuls (J)	P.C.B.Hole Diameter(mm)
MAL	R005	2.4	1.6	20.0	30	2.0
	R0054	2.4	1.6	18.5	30	2.0
	R0068	2.2	1.5	15.0	28	2.0
	R01	2.0	1.1	10.0	21	2.0
	R015	1.5	0.7	6.70	14	1.3
	R022	1.2	0.6	4.50	8.4	1.0
	R033	1.2	0.6	3.00	7.3	1.0
	R047	1.2	0.6	2.10	5.7	0.8
	R068	1.0	0.6	1.50	3.9	0.8
	R1	1.0	0.6	1.00	2.4	0.8
	R13	1.0	0.6	0.77	2.3	0.8
	R14	1.0	0.6	0.71	2.2	0.8
	R15	1.0	0.6	0.67	2.1	0.8
	R16	1.0	0.6	0.63	2.0	0.8

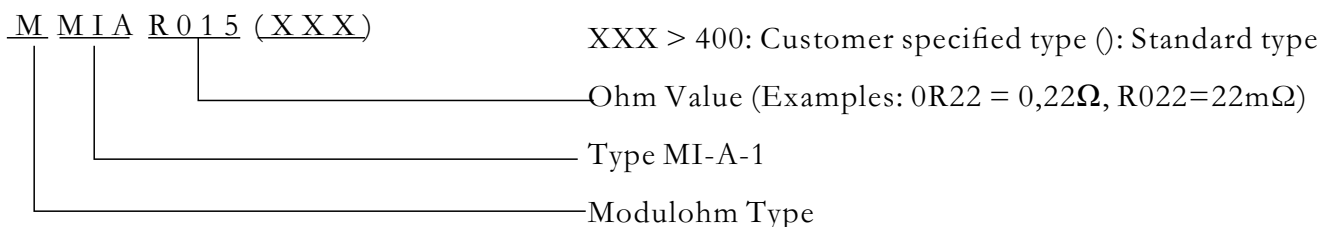
## ● Reference Standards

JISC 5201-1

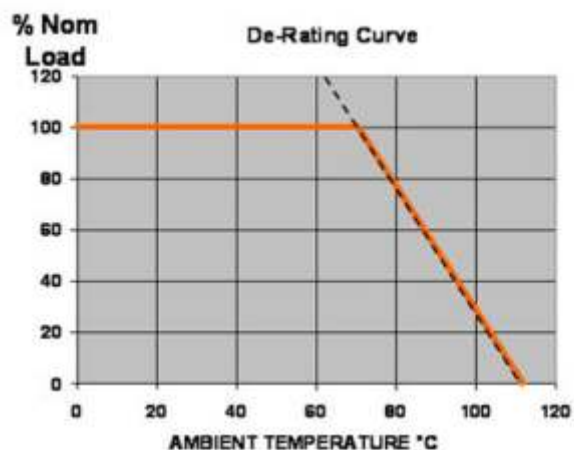
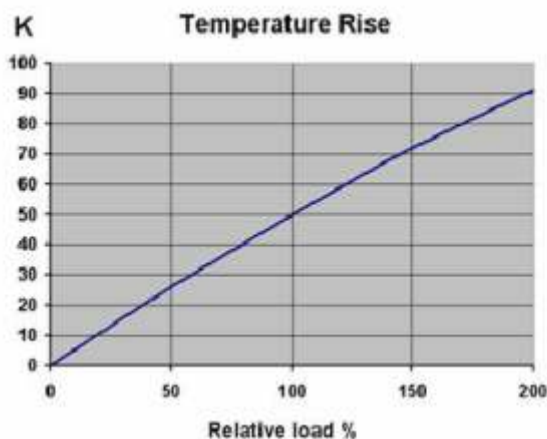
## Ordering Information

Example:

When you have chosen the MIA type, and the ohm value, please specify the resistor as follows. only part in ID if option is chosen.

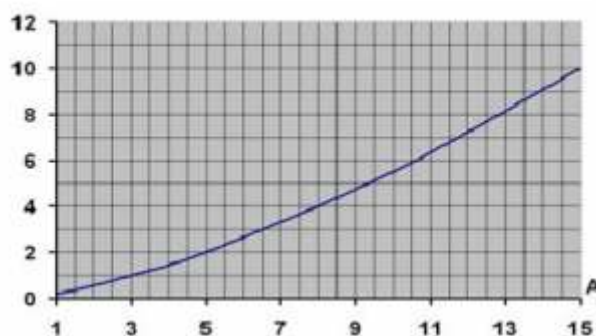


## Derating Curve



**Print lay out**  
 By the artwork of the print, care should be taken that the conductor can carry the load. The curve shows the necessary width as a function of the current. (Cu 35μ and ΔT 20°C). **Example:**  
 10 ampere ~5,5mm width of 35μ Cu.

10 amp



## Performance Characteristics

Tolerance * :	± 5%
Range:	R005-R16
Temperature coefficient:	+40 - -80
EMF:	-42 μV ° C -1
*When soldering in a plated through hole circuit board ± 5% tolerance can be achieved.	