
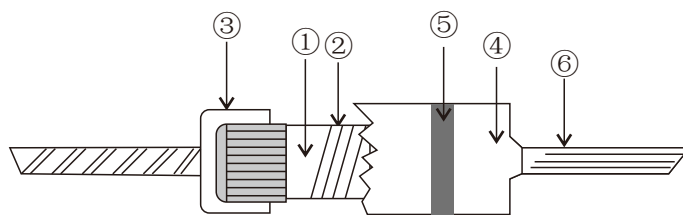


MOR金属氧化膜固定电阻 Metal Oxide Film Fixed Resistors



本体颜色: Body Color
标准品: Standard(Grey 灰色)
小型品: Small Type(Pink 粉红色)
标示: Marking
色环: Color Code(1/8W-5W)
(根据客户要求提供相应标识)
(According to the customer request to provide corresponding identification)

● 产品结构图 Construction Drawing



①	②	③	④	⑤	⑥
高铝瓷芯	高稳定性导电膜	铁帽	硅树脂涂料	色环	镀锡铜线
High AL ₂ O ₃	High Stability Electric Conduction Film	Iron Cap	Silicon Resin Coating	Color Ring	Tinned copper lead wire

● 特性 Feature

(1)耐温、抗氧化、热稳定好、不燃性、超负载稳定性好。

Good performance in moisture resistance ,anti-oxidization, good thermal stability, nonflammability,overload stability.

(2)使用环境温度-55℃~+155℃

Operating ambient temperature:-55℃~+155℃

(3)表面涂不燃性面漆。

The surface is nonflammable.

(4)阻值误差:±1%、±2%、±5%。


Resistance tolerance:±1%、±2%、±5%.

● 参考规格Reference Standards

JIS C 5201-1

MOR金属氧化膜固定电阻 Metal Oxide Film Fixed Resistors

外形尺寸 Dimensions



料号 Part No.	功率 Power	尺寸Dimensions(mm)				
		L±1	D±0.5	C±3	d±0.05	t Max
MOR016	1/6W	3.2	1.7	28	0.43	1.5
MOR14S	1/4WS	3.2	1.7	28	0.43	1.5
MOR14	1/4W	6.0	2.3	28	0.45	2.0
MOR12S	1/2WS	6.0	2.3	28	0.45	2.0
MOR12	1/2W	9.0	3.2	28	0.50	2.5
MOR01S	1WS	9.0	3.2	28	0.52	2.5
MOR01B	1W	11.0	4.5	33	0.60	2.2
MOR02S	2WS	11.0	4.5	33	0.60	2.5
MOR02B	2W	16.0	5.0	33	0.70	2.5
MOR03S	3WS	16.0	5.0	33	0.70	2.5
MOR03B	3W	17.0	6.0	38	0.70	2.5
MOR05S	5WS	17.0	6.0	38	0.70	2.5
MOR05B	5W	25.0	8.0	38	0.70	2.5

功率、阻值范围与耐电压 Power and Resistance etc

料号 Part No.	功率 Power	阻值范围 Resistance Range (Ω)	最大使用电压 Max. working voltage	最大负荷电压 Max. overload voltage	最高脉冲电压 Max. Pulse voltage	最高绝缘电压 Max. Insulation voltage
MOR016	1/6W	0R~1M	150V	300V	300V	200V
MOR14S	1/4WS	0R~1M	150V	300V	300V	200V
MOR14	1/4W	0R~1M	200V	400V	500V	250V
MOR12S	1/2WS	0R~1M	200V	400V	500V	250V
MOR12	1/2W	0R1~1M	250V	400V	500V	250V
MOR01S	1WS	0R1~1M	350V	600V	750V	350V
MOR01B	1W	0R1~1M	350V	600V	750V	350V
MOR02S	2WS	0R1~1M	350V	600V	750V	350V
MOR02B	2W	0R1~1M	350V	600V	750V	350V
MOR03S	3WS	0R1~1M	350V	600V	750V	350V
MOR03B	3W	0R1~1M	500V	800V	1000V	500V
MOR05S	5WS	0R1~1M	500V	800V	1000V	500V
MOR05B	5W	0R1~1M	500V	800V	1000V	500V

备注Note:

a、功率后面的"S"表示小型化,"S"means small size.

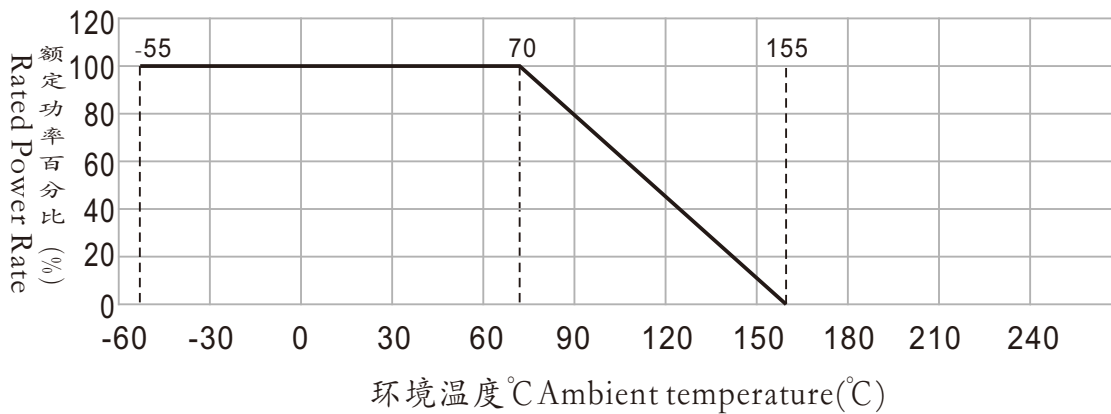
b、额定电压 Rated voltage= $\sqrt{\text{功率Power} \times \text{阻值Resistance Value}}$

c、当计算得出的额定电压大于最大工作电压，使用时取二者较小值。

If the calculated rated voltage is higher than max.working voltage, it will be got the lower value.

MOR金属氧化膜固定电阻 Metal Oxide Film Fixed Resistors

降功耗曲线 Derating Curve



性能 Performance

试验项目 Test Items	性能 Performance	试验方法 Test Methods(JIS C 5201-1)
温度系数 Temperature coefficient	$\leq 250\text{ppm}/^\circ\text{C}$	在常温及常温+100°C时分别测量电阻并计算每度的阻值变化率。 Test resistance value at normal temperature and normal temperature added 100°C, calculate °C resistance value change rate.
短时间过负荷 Short time overload	$\Delta R \leq \pm(1\%R_0 + 0.05\Omega)$	施加2.5倍额定功率或最高负荷电压(取较小者)5秒 2.5X rated power or Max. overload voltage(get the lower) for 5seconds.
断续过负荷 Pulse overload	$\Delta R \leq \pm(2\%R_0 + 0.05\Omega)$	4倍额定功率或最高断续负荷电压(取较小者)测试1秒, 停止25秒, 循环10000±200次, At 4Xrated power or Max. pulse overload voltage(get the lower)cycle 10000±200 times(1second on 25 seconds off)
耐焊接热 Resistance to soldering heat	$\Delta R \leq \pm(1\%R_0 + 0.05\Omega)$	在350±10°C的锡炉中浸入2~3秒。 Immerge into the 350±10°C tin stove for 2~3 seconds
可焊性 Solderability	焊锡面积覆盖率95%以上 Tth soldering area is over 98%	在245±3°C的锡炉中浸入2~3秒。 Immerge into the 245±3°C tin stove for 2~3 seconds
温度循环 Temperature cycle	$\Delta R \leq \pm(1\%R_0 + 0.05\Omega)$	在-55°C时放置30分钟, 然后在+25°C时放置10~15分钟, 然后再在+125°C时放置30分钟, 然后在+25°C时放置10~15分钟, 共循环5次。At -55°C for 30min, then at +25°C for 10~15min, then at +125°C for 30min, then at +25°C for 10~15, min, total 5cycles.
耐湿负荷寿命 Load life in humidity	$\Delta R \leq \pm(5\%R_0 + 0.05\Omega)$	在温度为40±2°C, 相对湿度为90~95%的恒温恒湿箱中, 施加额定电压或最大工作电压(取较小者)共1000小时(通1.5小时, 断0.5小时)。Overload rated voltage or Max.working voltage(get the lower)for 1000hours(1.5hours on and half-hour off) at the 40±2°C and 90~95% relative humidity.
耐温负荷寿命 Load life in heat	$\Delta R \leq \pm(5\%R_0 + 0.05\Omega)$	在70±2°C恒温恒湿箱中施加额定电压或最大工作电压(取较小者)共1000小时(通1.5小时, 断0.5小时)。Overload rated voltage or Max.working voltage(get the lower) for 1000hours(1.5hours on and half-hour off) at the 70±2°C.
难燃性 Nonflammability	不可有明显火焰 No visible flame	分别按5、10、16倍额定功率加交流负荷5分钟。 Respectively load AC voltage by 5,10,16 times rated power for 5 minutes.

料号编号 ordering Information

例 example

MOR	01B	F	0	T520	100K0
产品名称 Product Name	功率 Power	精度 Tol	特殊码 Special Code	成型 Forming	阻值 Ohm
MOR金属氧化膜固定电阻 Metal Oxide Film Fixed Resistors MOR:铜引线Copper lead wire	016=1/6W,14S=1/4WS 14=1/4W,12S=1/2WS 12=1/2W,01S=1WS 01B=1W,02S=2WS 02B=2W,03S=3WS 03B=3W,05S=5WS 05B=5W	F=±1%、 G=±2% J=±5%		T260=T26 T520=T52 T710=T71 M001=M F001=F B001=B	0R100=0.1Ω 0R220=0.22Ω 10R00=10Ω 10K00=10KΩ 1M000=1MΩ